



Welcome to the BankPurely carbon footprint insights feature. This feature will assist you to understand and reduce your estimated carbon footprint.

You can easily see the estimated carbon emissions associated with your lifestyle spending. The CO2 models were developed by Connect Earth together with some of the leading university research groups on carbon emissions modelling and in line with the Greenhouse Gas Protocol standards. With this information, we hope to empower you to make more sustainable choices and assist you to reduce the impact on the environment.

Carbon Footprint Consent Screen

A consent and introduction screen will display the first time on screens when enabling the feature. This allows you to read more about the CO2 feature as well as consenting to enabling it.



Activate Carbon Footprint Feature

Scroll down and click "I agree" when you're ready to continue to Search or explore other options on this page.

By enabling this feature you will be able to see the estimated CO2 of your purchases and insights and analytics about the CO2e of your transactions.



Privacy Policy for Total Access

At totalaccess.com, accessible from totalaccess.com, one of our main priorities is the privacy of our visitors. This Privacy Policy document contains types of information that is collected and recorded by totalaccess.com and how we use it.

If you have additional questions or require more information about our Privacy Policy, do not hesitate to contact us.

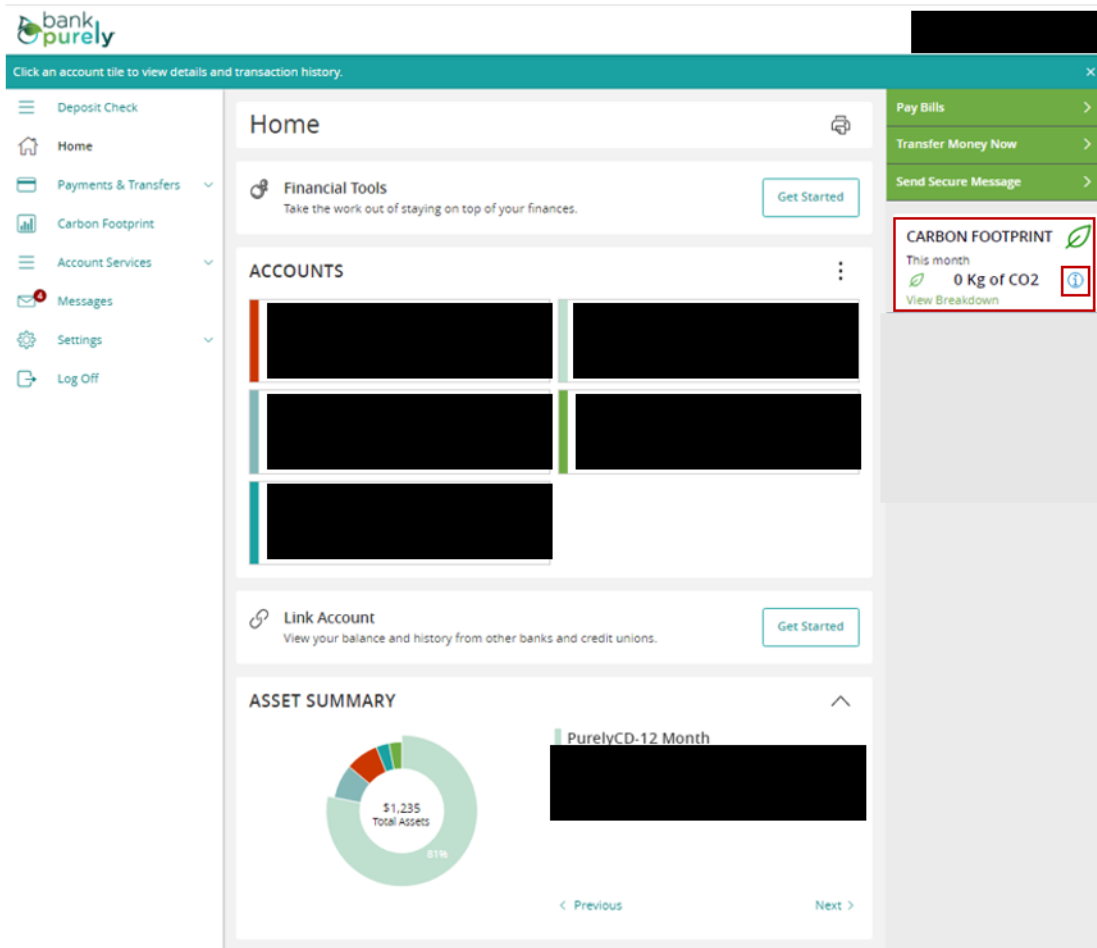
This Privacy Policy applies only to our online activities and is valid for visitors to our website with regards to the information that they shared and/or collect in totalaccess.com. This policy is not applicable to any information collected offline or via channels other than this website. Our Privacy Policy was created with the help of the TermsFeed Free Privacy Policy Generator.

Consent

By using our website, you hereby consent to our Privacy Policy and agree to its terms.

Carbon Footprint Widget


A side CO2 widget on the home banking screen shows carbon emissions of transactions for the month. Note: the widget is hidden on mobile view to improve the mobile view experience.






Carbon Footprint Education and Informational Screen

Use the information screen “i” to educate yourself on sustainability, so you can better understand your carbon footprint. Our information screens transparently explain how the CO2 estimation works and what carbon emissions are.


×



Calculating the footprint of your purchases

 Transaction CO2 estimate	=	 CO2 per \$ of Purchase Category	x	 Transaction Value
---	---	--	---	---

We calculate the footprint of your purchases using the purchase category together with average carbon emissions factors related to spending on specific categories of purchase within a specific country. If we have a merchant's specific emissions data we may use that to have a more specific estimate

 1 kg of CO2 is equivalent to the emissions from driving 3.6 miles

*Note: CO2 and CO2 equivalents are used interchangeably

Close

Carbon Footprint Charts and Analytics Tab

CO2 emissions charts that show an overview of your carbon footprint based on your purchases. These are summarized in a pie chart that breaks down the highest sources of emissions per category and per transaction. It is also easily scrollable across months and years. Note: 6 months of historic transactions are loaded when you consent. This section also includes transactions that are “Not able to be categorized” into a specific emissions category. These typically have low or insignificant emissions, such as an internal transfer or interest credit.

